




AS THE NEEDLE TURNS

INSIDE THIS ISSUE:	
<i>President's Message</i>	2
<i>Quilt Show</i>	3
<i>Gift Baskets/ Member Profile/ Boutique</i>	4
<i>Ads</i>	5
<i>Birthdays/ Challenges/ President's Blocks</i>	6
<i>Programs/ Ads/ Fat Chances</i>	7

Our
RAFFLE QUILTS
ARE AMAZING!



It should be easy to sell tickets when the prizes are this beautiful! More photos on Page 6.

PRESIDENT'S MESSAGE

Hello friends! I am trying to get my 'sew-Jo' fired up in preparation for our Quilt Show. It's summertime & my excuse is usually that my hands have too much embedded garden dirt for sewing. Right?

I have had a bunch of great ideas, and not nearly enough action. Except the usual, you know...fabric acquisition, scribbled notes here & there, conversations with myself and others. It's hard to know where to start, so I am trying something different. Different than waiting 'til the last minute for once! Yes, I have attached a temporary hanging sleeve with safety pins. No, no, nope. John P. even specifically mentioned that forbidden shortcut at our July meeting! Rats.

My first step was Action.

I dredged up a few unloved UFOs, and made a stack of about 4 of them, with a note about what needed to happen with each. Kept my choices pretty simple, and I started with a pincushion idea that I had. It did not turn out cute. It may not even be functional, truth be told, as it is too squishy. How are your pincushions working out with those wool balls I brought in?

My second step was Action 2.0

I am super happy with how the project is looking. Visible mending. It has sparked a bunch of new ideas, but now is not the time, Lisé. You are supposed to be doing boutique/silent auction, orphan unloved UFOs. (talking to myself) You are not supposed to get side-tracked by creative thoughts of embellishing everything.

And then I laughed and laughed...because I finally found a spark of sew-Jo and I am ready to rock this. Getting those few little things done on the chosen UFOs feels like it will open the door to getting my SEPTEMBER Quilt Challenge under the needle.

Fire up those engines! We've got stitching to do and it is now AUGUST. Be sure and come to the August meeting and show off your stuff. We're going to see some magic.

Affectionately,
Prez



- *3000 Bolts Fabric
- *Cottons-Batiks-Flannels
- *Quilt Kits *Classes
- *Machine Quilting Services

Abbi May's Fabric Shop

1500 Whitehall Rd., Ste A, Muskegon MI 49445
 Hours: Monday-Saturday 10am-5pm-Closed Sunday
 Email: Linda@abbimays.com/Phone: 231-563.6861

QUILT SHOW 2023

Going to Pieces 2023 (aka GTP23) Only two more months to go!

Don't forget that we have a printable flyer on the guild website. Download it, print it, post it – everywhere in your communities! We also have Save the Date cards still available. Pick some up at the meeting from Deb Day.

Bring in your fat quarter (or larger) cut of a batik for the Guild-sponsored raffle basket. The more the merrier for this basket. Other baskets looking for items would be the Book Lover's basket, a Sewing Basket, a Fall Theme Basket, a Tea Basket, a Unicorn basket, a Breast Cancer Survival Basket, and Kits. We can also use colored tissue paper for use with the various baskets. Bring basket donations to the August and September meetings. You can also turn in the basket content donations at the quilt show set up on Thursday, October 12, but let Kathy Smith know you are doing so. And then do it! If you are donating a complete basket, you can also bring those to the August or September meetings. Again, complete baskets can be brought to the quilt show set up Thursday October 12, and again let Kathy Smith know you will be doing so.

Be sure to sign up to volunteer for the quilt show! We have fewer members than we did for the last show, so we need everyone to do their part. Consider signing up for a couple of slots – either a couple on one day, or one each day. And don't forget that we will need volunteers for set up on Thursday Oct. 12 as well as take down Saturday Oct. 14. A bonus for volunteering is that you get to get into the show for free. (No door prize ticket, but free admission.)

Everyone wants to retrieve their quilt(s) and go home! Extra patience will be required! Hanging around at pickup will only stress everyone out. No, you cannot just grab and go. There are more steps than the obvious and we do NOT want any quilt getting picked up by other than the owner or designated pick-up person (this must be arranged ahead of pickup with the Chief Pickup Volunteer). The quilts have to be taken down, brought to the pickup area, sorted quickly, and *signed out*. This takes some time, obviously. The more end-of-show helpers, the faster this will go. Sign up to volunteer your help. Need at least 3 people, and some of the process will be a sit-down opportunity.

Tickets for the raffle quilts will be available at the Guild meeting. See Deb Feldpausch to get tickets. Deb can mail you tickets if you cannot make a meeting. Contact her at feldpaud53@yahoo.com or 989-593-3111. Tickets can be returned at Sept., Oct. or Nov. meetings. Drawing will be at the Dec. meeting. We will also need holders for the parade of raffle quilts at the meeting. If you are tall enough, we need you!

Please bring all Silent Auction items no later than the September meeting. See Ann Newell.

Ideas for Gift Baskets CCQG Quilt Show—October 2023



If you are thinking of donating a completed gift basket, here are a few ideas:

Sewing: Felting supplies, Pink Ribbon, Embroidery, Reproduction Fabrics, Hand Dyed Fabrics, Pattern Books, Batiks, Kit up a Pattern, or donate a kit. (Note: if donating a kit make sure it is a complete kit.)

Gift Type: Spa, Gourmet Breakfast, Snow Day, Movie Night, Get Well, Teacher Gift, Baking, Sports, Handyman, Coffee, Teddy Bear, Martini, Wine Summer Fun, Disney, Baby, Chocolate, BBQ, Gourmet Food, Downton Abbey, Bread making, Cat, Dog.

If none of these ideas appeal to you, go to Pinterest or Etsy and type in “Gift Baskets.” You will get many ideas. Your container doesn’t have to be a basket. For instance, put a Handyman Basket in a tool box.

Here is a list of baskets we have *started*. If you can donate an item to help fill these baskets, that would be great: Christmas, Minnie Mouse, Kids’ Trains, Unicorn, Halloween, Tea, Christmas, Stamping Supplies, Sewing Supplies, Fabric Collections, Breast Cancer Survival Kit, Holidays, Gardening.

I also need the following items to help put together donated items into a basket: Rolls of cellophane, colored tissue paper, empty baskets, tape. If you would like to donate for this project, please get a form at the meeting and get it back to me. Please have all supplies turned in by our September meeting.

Thanks, Kathy Smith

CCQG BOUTIQUE

It’s time to start creating treasures for the Boutique at the show! The boutique is quite the money maker for the Guild and is a lot of fun for shoppers and crafters alike. Between now and the September meeting, consider making items such as holiday ornaments, baby quilts, table toppers, pillows...whatever your creativity tells you.

Items do need to be handmade.

Bev Wilkinson will have patterns and sample projects at meetings. For now, visit the Vice President’s table for an info sheet.



MEMBER PROFILE—Nancy Bieber

A seamstress since her teen years, Nancy Bieber of Holt began quilting when her entire family participated in a quilting class at Country Stitches in 2002. Since that time, she has pieced dozens of quilts, as have her three daughters, her husband, and her late mother. Nancy has since acquired a longarm quilting machine and began finishing her own quilts and those produced by her family. After her retirement in 2019 from Michigan State, she started her own longarm quilting business (Bobbin Along, LLC).

Her first loves are her family: husband, three daughters, and six grandchildren. Nancy is also a musician and has sung in the Arts Chorale of Greater Lansing for over 20 years as well as in church choirs. She also enjoys camping, gardening and craft hobbies including counted cross-stitch.

Nancy is impressed with the quilt making skills of the Guild and looks forward to learning from other members’ techniques in the months and years ahead. Welcome to the Guild, Nancy!

Come Sew With Us

FEATURE

eXcellence
790PRO

NEXT-GENERATION
SEWING

Supersize space,
prodigious power & unlimited technical and
creative possibilities.

Looking for amazing space, prodigious power
and unlimited technical and creative possibilities?

This breakthrough model perfectly meets the highest ex-
pectations of sewists and quilters. You will experience
uniquely smooth, silent and vibration-free operation
granted by robustness and stability. Automated functions
will assist you to boost perfection, performance and ease-
of-use, even with the most ambitious sewing projects.

Stop in for a demonstration today!!



SAVE
\$2000.00



QuiltWEEK

September 13-16, 2023

DeVos Place Convention Center
303 Monroe Avenue NW
Grand Rapids, MI 49503



CHECK OUT OUR SELECTION OF
CLEARANCE & SALE
FABRIC



-The Gall Sewing Family



Grand Rapids
3150 Plainfield
(Plainfield Plaza)
616-363-1911

Muskegon
1910 Apple Ave
(Quarter Apple Mall)
231-773-8494

Lansing
444 Frandor
(Frandor Mall)
517-333-0500

www.gallsewingvac.com

Sewing Machines
starting at \$149

Country Stitches

Sewing Machines and Quilting since 1982



FOR THE LOVE OF SEWING



NEW! Bernina 570 QE Kaffe Edition

Limited Edition!


\$4,499.99

Free Gift With Purchase
(Limited Quantity)



Call us for
details!

517-351-2416
ext 4



Visit Our Store and Save
**40% Off One
Item**

Max Value \$25. Not good with other discounts.
Not valid on prior sales. In-stock items only. Limit
one coupon per family. See store for complete
details. UPC 8109231

Coupon good September 1 - September 30, 2023



2200 Coolidge • East Lansing, 48823 • (517) 351-2416
Mon, Wed, Thurs: 10-7 • Tues, Fri: 10-6 • Sat: 10-4 • Sun: 12-4
1965 Boardman Road • Jackson, 49202 • (517) 782-7100
Mon - Thurs: 10-6 • Fri: 10-5 • Sat: 10-5 • Sun: Closed



SEPTEMBER

- Cosgrove, Marlene 9/6
- Perry, Debra 9/10
- Reik, Connie 9/12
- Hudson, Claudia 9/20
- Crenshaw, Alicia 9/22
- DeBello, Alicia 9/22
- Mathe, Nanette 9/22
- Sattler, Kelly 9/26
- Schaude, Kathy 9/29



OCTOBER

- Kantner, Barb 10/2
- Kittle, Kathy 10/3
- Patriarche, Lynda 10/6
- Solomon, Carolyn 10/6
- Surette, Virginia 10/7
- Strzalka, Coreen 10/20
- Wakley, Marijo 10/22
- Droste, Mary 10/26
- Newell, Ann 10/29
- Lee, Teresa 10/30
- Schaub, Joyce 10/30



PRESIDENT'S BLOCKS

Instructions are available on the Guild website under Activities. Printed instructions are available at meetings on the Vice-President's table. This is Lise's choice.

2023 Quilt Challenge

Theme: Reinterpret a Classic Painting

Rules: Must use a classic work of art as your inspiration, the interpretation is up to you!

Use any type of fabric you want to create your "art"

Dimensions must be 36"x 42" (wall hanging size)

Must have a brown border 2" wide to frame it


Provide an image of the inspiring art to display next to your quilt.

Contact Adrienne Scherer or Peg Stiffler if you want us to print the image for you.

Must be completed (quilted and bound) for the **September 21st Guild meeting** for judging 1st, 2nd, 3rd places – (we want to display these at the Quilt show in October!). Have FUN!!

MYSTERY CHALLENGE

also due at September meeting.



UPCOMING PROGRAMS

AUGUST *Whistlestop Demonstrations: Spend 10-15 minutes per table to learn a technique or tool.*

Raffle tickets distributed.

Show & Tell Theme: Stars

SEPTEMBER *Mystery Quilts and Challenge Quilt entries are due.*

OCTOBER *Liz Cardinal Trunk Show*

Dolls and Bears distributed.

NAMETAGS ENCOURAGED

We no longer need to use masks, but nametags are still a good idea at meetings. Now that we can see our faces again, we can put names to those faces! Stick-on tags are available at the sign-in desk.

FAT CHANCES

The Fat Chance drawing is an opportunity to win fat quarters of fabric for your stash. Check the theme of the month, bring one fat quarter (18" x 22") to that meeting, and enter your name in the drawing. Good luck!

AUGUST-Stripes

SEPTEMBER—Sports

OCTOBER—Flowers

By the way, you don't have to buy fat quarters to play.

You can cut 18x22" FQs from your stash.

Quilts



at the
Marshall House

100 Exchange Street
Marshall, MI 49068
269-781-9450

www.quiltsatthemarshallhouse.com
lcllcl00@gmail.com

Mon. - Sat. 10 am - 4pm
Sun. 12 noon - 4 pm
Current Hours

Mon-Sat 10-5
Sun 12-4

Ethelbird & Eliza

KIDS

Fabric for Babies,
Tots and Teens
Large Selection Online

WWW.ethelbird.COM

Capitol City Quilt Guild
P. O. Box 26022
Lansing, MI 48909

The Capitol City Quilt Guild usually meets the third Thursday of each month at 7pm at First Presbyterian Church, 510 W. Ottawa St., Lansing, MI. *Masks optional.*

See us on the web!
CapitalCityQuiltGuild.org

As The Needle Turns is published 6 times per year in the even-numbered months. Deadline for submission is the 1st of all even-numbered months. Please e-mail advertisements (in JPG format) and articles to NewsletterEditor@CapitolCityQuiltGuild.org.

Ad sizes and rates: We offer three ad sizes as follows: Business card (3 1/2" wide x 2" high) \$12 per issue/\$68 per year; Quarter Page (3 1/2" wide x 4 1/2" high) \$18 per issue/\$97.20 per year; Half Page (7 1/2" wide x 5" high) \$36 per issue/\$194 per year. Member want ads are \$3 per issue.

Newsletters are now being e-mailed to Guild members with an e-mail address. Those who prefer a paper copy should indicate this on their membership form and pick them up at the next meeting. Any newsletters not picked up will be mailed.

Next newsletter deadline: October 1, 2023

