

Capitol City Quilt Guild

~ As The Needle Turns ~

Inside This Issue

Officer Roster	pg 1
Coreen's Message	pg 2
Dan's Message	pg 3
Upcoming Programs	pg 4
The Kindness of Quilters	pg 6
Local Quilt Shows	pg 8
Members Birthdays	pg 9
Quilt Exhibit at Hospice	pg 10
Tiny Treats	pg 11
Quilt Show Demo Schedule	pg 13
Raffle Quilt	pg 13
BEE Happy Quilting	pg 14
Fat Chance	pg 15
Combined Quilt Show	pg 17

2009 / 2010 Officers & Board

President Dan Burke dburke7320@comcast.cnet
 Vice-President Minda Schneider shadowweaver_12@hotmail.com
 Secretary Heather Spotts spottsh@msu.edu
 Treasurer Daynell Rose daynell@comcast.net
 Past President Coreen Strzalka thatsmyquilt@voyager.net
 Program Chair Sandy Guild rsguild@comcast.net
 Asst. Program Chair Lori Olgine loriandtib@aol.com
 Membership Laura Broughan Maggie_hope@yahoo.com
 Library Jean Kaufmann jejpkaufmann@hotmail.com
 Newsletter Mary Warner Stone marywarnerstone@verizon.net
 Historian Ruby Freed rrfreed@msu.edu
 Webmaster Kelly Sattler sattler9@mail.lib.msu.edu

Community Coor.	Irene Blanchard
Heartwarmers	Judy Wells
Fat Chance	Quilted Roses – Shirley Linn
Tiny Treats	Dorothy Jones
Small Group Coor.	Currently Open

As the Needle Turns is published bimonthly in the odd-numbered months. Deadlines for submissions are the 15th of all even-numbered months. Mail advertisements and articles to Editor, CCQG, PO Box 26022, Lansing, MI 48909 or by email to: dmartens@voyager.net.

Advertising rates: Business card—\$12.00; Quarter-page—\$18.00; Half-page—\$36
 (Discount for members: Business card—\$10.00; Quarter-page—\$15.00; Half-page—\$30).

Want ads: \$12.00 for non-members and \$3.00 for members.

If you wish to receive a printed newsletter and do not receive one, contact Membership Chair Dorothy Jones at 482-7044 or Jones2Lan@sbcglobal.net. If you would like to receive the newsletter by email, please send an email to Guild Secretary Helen Harrison: ccqgnews@gmail.com.

PRESIDENT'S MESSAGE**Quilt Science 101**

I have been a member of Capitol City Quilt Guild for five years now. I wish I had known about the quilt guild when I first graduated from college so I could have joined back then. I lost a lot of possible guild years! But during my short membership time, I have noticed a couple science terms that apply to quilters and I want to share them with you.

Quiltertia!

Have you ever heard of **QUILTertia**? It is the first cousin to the term inertia, *defined as the tendency of an object at rest to remain at rest (an example would be your spouse laying on the couch all weekend) or the tendency of an object once it starts moving to keep on moving.* Well quiltertia, of course, applies to quilters only. Mostly is it witnessed as a quilter sewing or designing and not being able to stop. It can affect all levels of expertise and ages of quilters any where, at any time. It is more often witnessed at quilt retreats where people stay up all night and can't stop sewing, no matter how tired they are. It doesn't happen at much at home because of the sense of responsibility quilters have; but when it does occur, ironing (unless it is to get that seam to lay perfectly flat), laundry, cleaning, mending, hungry family members, and hungry kitties are ignored. When quiltertia hits, nothing can stop it. Everything becomes a blur even the fabrics that are being sewn together. The design is the most important thing and you can't divert your attention away from it. And time is warped! Ten minutes easily turns into one hour which becomes 10 hours in no time flat!

Fabric Pheromones

Have you ever wondered why there are some fabrics that you can not resist? It is because all fabrics give off pheromones. It is simple: quilters are biologically attracted to the fabric because of the pheromones being emitted by the fabric. Recent studies have found that different colors of fabric emit different pheromones. That is why you are attracted to certain colors because of the biological pull to the color's pheromone. As you age, your biological attraction to different pheromones changes, so your color preferences may change over time. I have noticed that I changed from a blue attraction to an orange attraction. (This is very common; it is called the "complement pheromone syndrome.") Now, you can logically explain your last large fabric purchase to your husband. It was biological.

Quiltensation

Quiltensation is very similar to condensation, defined as *a gas turning magically into a liquid (an example of condensation is your grandpappy's old still that he used to distill alcohol.)* Quiltensation is when fabric, thread, and batting are combined to turn into something magical – a quilt. And of course, the final product is worth much more than the individual parts that it is made of!

I want to thank all of you for letting me be your president the last year. I had a good time and I hope you all enjoyed the guild too. Although I will miss being president, I look forward to passing the gavel to Dan Burke. He will be a great leader for us in the coming year!

~Coreen Strzalka

PRESIDENT'S MESSAGE

Chao baby! Spring is back!

Flowing trees, plants and pure sunshine put a spring back in my step that hasn't been there for several months. What a relief to have the sun back!!

If someone would have told me a little over 3 years ago that I would be working with a sewing machine; that I would be piecing quilt tops; that I would be quilting by hand and by a machine; that I would have joined two quilt guilds; that I would be creating quilt patterns; that I would be lecturing and teaching on the subject of quilting; that quilts I made would be in a Quilt Show and would actually win prizes....I would have told she/he they were mad! MAD! But this is a crazy time....it is a mad, mad, mad, mad world! And I am so glad to be a part of it! We never know where life is going to take us or what new people will be added to our lives. Friendships I've made with quilters have made my life much more complete. Yeah baby! Life hands us so few surprises. I don't want to squander any of them!

I say, if the Chinese can have their own new year, Michigan Quilters should have their own also! After a long, long winter, the International Quilt Show in Chicago was a welcome site followed closely by the Paducah Quilt Show and Contest in Paducah, Kentucky, quilter's mecca. It was an incredible feeling to see flowering trees and perennials in bloom on the way to both shows. Wow, the colors of the flowers and background landscape can be so inspiring to quilters. I had suddenly forgotten what a long and hard winter it was. Spring was here and so was my "new year". So I hereby proclaim (like that really carries any weight or meaning!) April 24th as Quilter's New Year, kicking off a new and incredible year of Quilt Shows....and most importantly Quilt Shows with VENDORS...yes....fabric.....and more fabric....I love to see quilts and more quilts....but I love vendors and all the "opportunities" they present. I can have all that fabric in my studio. To have or to hold, that would be the question....oh, to put that beautiful fabric in a quilt....or to pin it to my wall and enjoy the pattern and color for days or weeks...decisions, decisions.

Our bi-annual Quilt Show is fast approaching. With over 500 quilts and over 50 vendors, this Show promises to be quite a festival on Quilting....one of the largest Quilt Shows in the State of Michigan. Good luck to all our quilt entries. Monetary prizes are larger than ever this year. Wow, to get paid for something we love to do. Incredible. If you haven't volunteered some time at the Show, the opportunity is still available to you, and we do need you! What a great way to get to know your fellow members! Call me and we'll find a time and position that will work for you. I'm looking forward to seeing all of you at Capitol City Quilt Guild's Bi-annual Quilt Show, Celebrating 25 years of Quilting Friendship 2009, at the Summit at the Capital Centre.

As we begin a new year, I would like to ask one thing of each of you....I can usually remember a name or a face, but usually not both. Please be patient with me. Please wear your name tags. That would be a huge help to me and to our guests and new members.

I am enjoying life and my new-found art....quilting. I look forward each month to sharing and learning from my fellow Guild members. Being a part of the Guild has become an integral part of my life. I can't imagine my life without it and without all of you. I hope the Guild provides as much of a source of friendship, education, sharing, and comradery as it does for me. I look forward to your smiling faces and your "Show and Tells"....Guild meeting day is my favorite day of the month!

So, ladies and gentlemen (that's John and Mike), hang on to your hats, I promise this year with the Capitol City Quilt Guild will be quite exciting.

Quiltingly Yours,

~ Dan Burke

Upcoming Program

Barbara Olson


May 21, 2009

~Workshops~

Cosmic Spirals

Friday, May 22nd

During this workshop students will learn the techniques Barbara uses in her award winning quilts for designing and constructing magical spirals, and will begin a small wall hanging containing one 18" block. Foundation piecing is used to achieve precise points for the geometric black and white spiral. Color is then added to the next round of the spiral with strips to complete the block. Drafting of the spiral will be demonstrated, a preprinted pattern will be provided. Many design options will be discussed.



Quilt Artist Barbara Olson an award-winning quilter who has appeared in publications and exhibits around the world.

"In The Beginning", one of Barbara's famous art quilts, was chosen as one of the 100 Best American Quilts of The Century. Many of her quilts are included in corporate and private collections across the country.

Barbara's classes are fun and dynamic, they are filled with techniques that will inspire your creative spirit.

Barbara is Author of "Journey of an Art Quilter a cutting edge art quilt publication.


Journey of an Art Quilter is a bold, vibrant book that guides readers through Barbara's personal evolution from traditional to art quilter.

Barbara's lecture and workshops will inspire and encourage both traditional and art quilters alike.

Photo Inspiration

Saturday, May 23rd

Design a unique vacation memory quilt. One moment frozen in time by the camera can be brought to life with cloth, texture and color. Using a photograph as an inspiration students will do a small line drawing. Drawings will be an interpretation of the image, not an exact replication. Drawing will be developed in fabric. Construction method is machine applique.



Upcomming Program


Lenore Crawford

June 18, 2009

Lenore's stunning style of art incorporated into quilts will make you stop and linger. A fellow Michigander, Lenore work has been displayed in Ann Arbor, San Diego, and France. Her workshops will inspire you to push beyond the traditional idea of a quilt and explore just what you can do with fabric.

~Workshops~

A demonstration of Lenore's fusing technique will be shown through lecture slides and demonstration. She will demonstrate how to create a small fused project working from a photo transferred to freezer paper and then muslin. Her fusing technique using Misty Fuse™ will be shown along with her fabric painting on the finished design which adds depth and detail to the piece. She then finishes the piece with batting and backing and free-motion sewing changing threads constantly to add even more depth to the finished piece.





The Kindness of Quilters, and, a Mystery Solved

Quilters are perhaps some of the most giving, generous souls around. Whenever and wherever people are sick or in need, you will almost always find some quilters who are willing to pitch in and construct a soft, warm, and comforting quilt to wrap around a person in need of some love.

Members of the Capitol City Quilt Guild have demonstrated this to be true, over and over, whether it be through our contributions to Heartwarmers, a welcome home gift for a new Habitat home owner, quilts for foster children and the homeless, or exhibits to create beauty for hospice patients. And, in 2007, 2008, and 2009, breast cancer survivors have been the beneficiaries of several beautiful, warm reminders of hope and faith - quilts made by local quilters participating in Quilt Pink, a project of American Patchwork and Quilting magazine and supported by quilt shops and quilters across the United States. At least one quilt has been given to a breast cancer survivor at each of the last three Komen Greater Lansing Race for the Cure events, held in late April in downtown Lansing.

In 2009, two quilts were presented at the Race for the Cure. One was made by a local small group, Scrappy Women at Piece, headed up by Judith Green. I was surprised and delighted to be handed this beautiful completed quilt at a guild meeting a few months ago, to be given at this year's Komen race. Then, through a wonderfully surprising turn of events, a second quilt arrived. And therein lies the mystery.

The "Komen mystery quilt" arrived at the local Komen office where I work, a package sent from Komen headquarters in Dallas. It had no label, and no indication of its origin. We immediately decided that this unexpected gift should be given to a breast cancer survivor at our upcoming Race for the Cure. As a quilter, I thought - who was the maker of this quilt? It seemed wrong to me that the quiltmaker go unacknowledged. And I knew from experience that the recipient of this quilt would want to say thank you, and that the maker would enjoy knowing where her beautiful gift had ended up.

Quilt Pink events were last held in October 2007, during National Breast Cancer Awareness Month. Quilt shops hosted events or challenged their patrons to make blocks for quilts. Members of CCQG participated through the support of Everlasting Stitches Quilt Shop in Holt, where owner Pam Henrys donated block kits and other support. At that time, my small group, Quilters Anonymous, volunteered to put blocks together into completed tops. While our local Quilt Pink quilts were given to breast cancer survivors here in Lansing, many shops and events around the country sent completed quilts in to American Patchwork and Quilting magazine, who sponsored an Ebay auction to raise funds to support the national breast cancer research efforts of Susan G. Komen for the Cure. There was such an overwhelming response that not all the quilts could be auctioned, and the remainder were sent to Komen headquarters in Dallas. So I was pretty sure that our "mystery quilt" was one of the Quilt Pink quilts. I contacted Komen headquarters and American Patchwork and Quilting magazine in hopes of locating the quiltmaker. Neither had enough information to identify our quilt.

Then, as I was browsing through old quilting magazines one evening, I came upon the special edition of American Patchwork and Quilting entitled “Quilt Pink – Helping Fight Breast Cancer One Stitch at a Time”, containing stories of Quilt Pink events in 2007. Literally thousands of quilts were made, and only a small handful were featured in the magazine. But, there on page 25, was our mystery quilt!! It was pictured in a story about the Calico Gals quilt shop in Fayetteville, New York, where shop owner Janet Lutz had devised an idea to showcase locally-made Quilt Pink quilts in a special display at a Fayetteville furniture store. The store allowed the local quilt guild and other participating shops to display the pink quilts throughout their large showroom as a way to raise awareness and funds for breast cancer research.



Then, as I was browsing through old quilting magazines one evening, I came upon the special edition of American Patchwork and Quilting entitled “Quilt Pink – Helping Fight Breast Cancer One Stitch at a Time”, containing stories of Quilt Pink events in 2007. Literally thousands of quilts were made, and only a small handful were featured in the magazine. But, there on page 25, was our mystery quilt!! It was pictured in a story about the Calico Gals quilt shop in Fayetteville, New York, where shop owner Janet Lutz had devised an idea to showcase locally-made Quilt Pink quilts in a special display at a Fayetteville furniture store. The store allowed the local quilt guild and other participating shops to display the pink quilts throughout their large showroom as a way to raise awareness and funds for breast cancer research.

It was a delight to contact Janet, and to figure out, with some help from APQ, which of quilts made at the Calico Gals shop was the one we had here in Lansing, and the identity of the maker. Janet then put me in touch with the maker, Pat Messina, who was also delighted to hear where her quilt would go. She graciously made a label for her quilt and mailed it to me. I attached it to the quilt so that the recipient will be able to acknowledge her generosity.

Mystery solved, and connections made, in yet another example of the generous spirit of quiltmakers everywhere!

If you are interested in making a quilt to benefit local breast cancer survivors, or if you would like more information about Susan G. Komen for the Cure, please contact me. I have “stash” of pink fabrics, and even a few orphan blocks, to get you started on the 2010 Race for the Cure quilt!

Submitted by Deb Martens



Quilt Shows & Happenings In Michigan

August 1 - September 30, 2009

July-August, 2009

The Art of Music, Michigan Quilt
Artist Invitational Exhibit

Charlevoix Public Library,
Charlevoix, MI

8th Annual Exhibit of Quilts & Their
Stories

Coopersville Farm Museum, 375 Main
St., Coopersville, MI



August 7-8, 2009

Clare County Crazy Quilters 28th
Annual Quilt Show

Clare Church of the Nazarene, 10160 S.
Grant Road, Clare, MI

Contact: moobug@glccomputers.com

September 12-13, 2009

Cal-Co Quilter's Guild Show

Marshall Activities Center, 15325 W.
Michigan Ave., Marshall, MI

Contact: handquilter53@yahoo.com

October 2 - 3 2009

Keepers of Quilting Traditions
10th Annual Durand Quilt Show
United Methodist Church
Newburg Road, Durand, MI

October 17-18, 2009

Quilts Kalamazoo by Kalamazoo Log Cabin
Quilters

2900 Lake St., Kalamazoo County Fairgrounds,
Kalamazoo, MI

October 9-11, 2009


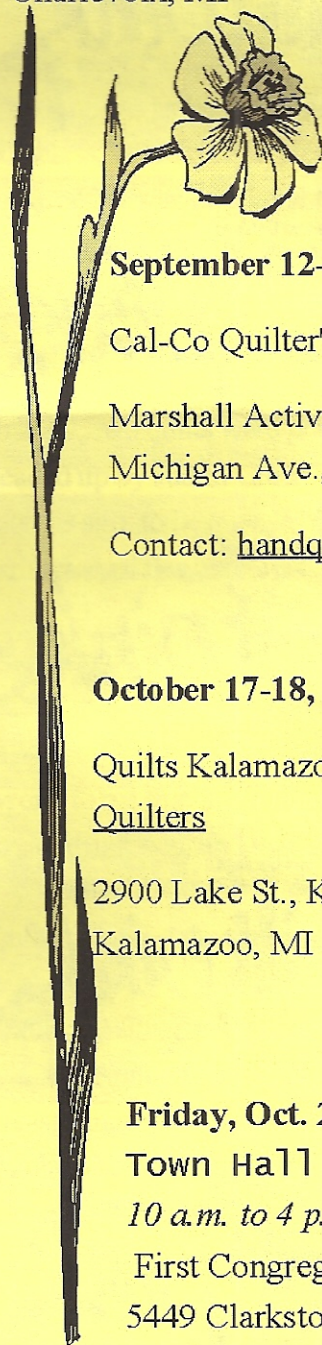

Great Lakes African American Quilter's Network
Quilt Show

Livonia Civic Park Senior Center, 15218
Farmington Rd., Livonia, MI

Friday, Oct. 2 and Saturday, Oct. 3
Town Hall Quilt Guild

10 a.m. to 4 p.m.

First Congregational Church
5449 Clarkston Road, Clarkston, MI
Admission \$5



October 2-3, 2009

Fall into Quilts, Town Hall Quilt Guild Show

First Congregational Church, 5449 Clarkston Rd.,
Clarkston, MI

Contact: Coleen Merte, 248-303-8410,
cmerte@comcast.net

October 9-11, 2009

Great Lakes African American Quilter's Network
Quilt Show

Livonia Civic Park Senior Center, 15218
Farmington Rd., Livonia, MI



June 18 – 19, 2009 – The 40th Annual National

Quilting Association Show at the Greater Columbus
Convention Center will feature 400+ competition quilts,
special exhibits, classes, lectures, an extensive vendor
mall, and special events. Joining the special theme exhibit
of Red and White Quilts are the NQA SewBatik Challenge
Quilts, Past NQA Presidents Quilts, and the Everchanging
River Art Quilt exhibit as well as a sampling of wonderful
NQA Chapter Challenge Quilts

The trip includes overnight accommodations at the unique
Residence Inn Columbus Downtown – 2 days admission to
the show – and Thursday's Dinner at Buca di Beppo where
it's "*Always a fun time out with the girls!*".

Depart BC- 7:00am, Jackson- 7:45am, AA- 8:15am
Return BC 10:00pm, Jackson- 9:30pm, AA- 9:00pm

Cost; Single \$275 Double \$225
Triple \$205 Quad \$195.00

Battle Creek - ABC Warehouse
Jackson – Meijers, Airport Rd
Ann Arbor – Meijers, Zeeb Road

Questions – Call Karen at 517-784-5397 or 517-795-9455

Hey! They're A Year Older

- Jackie Beard ~ May 26th
- Irene Blanchard ~ May 9th
- Jackie Borszich ~ May 1st
- Marti Caterine ~ May 26th
- Peg Cheney ~ May 13th
- Lynda Craft ~ May 20th
- Jill Croley ~ May 21st
- Bobbie Davis ~ May 4th
- Carole Davis ~ May 8th
- Beth Donaldson ~ May 1st
- Louise Godbold ~ June 16th
- May Edgar ~ June 2nd
- Lori Cold ~ June 23rd
- Jan Heminger ~ May 22nd
- Elaine Hewitt ~ May 27th
- Barb Hollowick ~ June 7th
- Dottie Hoopingarner ~ June 23rd
- Dorothy Jones ~ June 26th
- Jean Kaufmann ~ May 22nd
- Sue Kesti ~ May 8th
- Janice Koenigsnecht ~ May 22nd
- Sue Miller ~ June 26th
- Ellen Mills ~ May 4th
- Arline Minsky ~ June 30th
- Rosemary Nester ~ May 10th
- Kay Nickols ~ May 28th
- Lori Olgine ~ May 1st
- Nelda Orr ~ May 16th
- Kay Parkhouse ~ June 1
- Margaret Rosekrans ~ June 18th
- Nancy Ruess ~ May 16th
- Janet Scott ~ May 13th
- Mary Thorson ~ May 17th
- Georgiana Viele ~ June 22nd
- Mary Ann Waltz ~ May 31st
- Gladys Wilson ~ June 14th
- Chris Yelvington ~ May 19th

New Quilt Exhibit at HOSPICE OF LANSING

by Daisy DeHaven

On April 17, the "Hanging Gang" who works with me to provide quilt exhibits in the public areas of the Hospice of Lansing Executive Offices hung Exhibit # 7. Hospice of Lansing moved into new quarters last November so this is the second exhibit in their new quarters at 4052 Legacy Parkway, Suite 200, Lansing, MI 48911. Their phone number remains the same: 517-882-4500.

The CCQG members who helped me with this latest hanging are Jan Gagliano, Marilyn Palmer, Louise Mueller and Marcia Schelter.

The theme this time is THINK SUMMER! And we hung 27 Bed and Wall Quilts made or owned by these members of the Capitol City Quilt Guild: Daisy DeHaven, John Putnam, Jan Gagliano, Marilyn Palmer, Ruth Farmer, Teri Nessia, and Carol Seamon. HOL's Executive Director, Lars Egede-Nissen, and his staff are so very appreciative of our service to HOL and tell us the quilts which they say add so much warmth, color and interest to their conference rooms and hallways. Visitors to HOL are always intrigued with the variety, colors and patterns of the quilts.

For the first time, this HOL exhibit is featuring some Antique quilts, most of them from the 1920's and '30's. The quilt exhibit is open to the public at no charge during office hours 8:30 a.m. to 5:00 p.m. five days a week. You need not make an appointment and we urge you to take a look at these quilts and HOL's new office space. A handout sheets describing each quilt is available from the Receptionist.

This exhibit #7 will hang through the summer of 2009.

Ethelbird & Eliza Kids

Fabric Online Especially for Kids
Babies, Youngsters, Tweens & Teens

www.ethelbird.com


Teresa Borton

517-327-1937

2008-2009 Tiny Treats

Brought to you by Quilters Anonymous . . . celebrating some unique and interesting holidays.
(We hope you have enjoyed these "unusual" holidays!)

June 2009 – National Sun Safety Month Summer Solstice block– 6" finished block (6½" unfinished)



Materials to make 2 blocks:


Golden yellow: A - one 3 7/8" square, cut in half diagonally
 B - four 2" x 3½" rectangles
 C - two 2 3/8" squares, cut in half diagonally
 D - two 2" squares

Medium blue: E - one 3 7/8" square, cut in half diagonally
 F - four 2" x 3½" rectangles
 G - two 2 3/8" squares, cut in half diagonally
 H - two 2" squares

To assemble:

1. Sew A & E as half square triangle unit
2. Sew C & G as half square triangle unit
3. Assemble as a nine-patch (see diagram):
 Row 1: HST unit C & G, yellow B rectangle, blue H square
 Row 2: blue F rectangle, large HST unit A & E, yellow B rectangle
 Row 3: yellow D square, blue F rectangle, HST unit C & G

July 2009 - National Ice Cream Day (July 19) Bear Tracks block– 6" finished block (6½" unfinished)



Materials:

Plaid: Three 2½" squares,
 Two 2 7/8" squares, cut in half diagonally

Cream: Two 2½" squares
 Two 2 7/8" squares, cut in half diagonally

To assemble:

1. Using the 8 triangles, make 4 plaid & cream Half Square Triangle units.
2. Assemble as a nine-patch (see diagram):
 Row 1: Cream square, plaid square, HST unit
 Row 2: Plaid square, plaid square, HST unit
 Row 3: HST unit, HST unit, cream square

Custom Quilts & Sewing Center

1645 Haslett Rd
 Haslett MI 48840
 517-339-7581

www.quiltsgalore.com

Spring is here! Finally, some sun and color!
 We have lots of new colors here too!
 New spring stock is coming in every week!
 Lots of new spring ideas!

We have lots of Moda Jelly Rolls with new Jelly Roll patterns and books!

New Block of the Month is starting. This uses the Dogwood Fabric from Blank Fabrics and is just beautiful. This makes a complete quilt with borders and everything. Stop in and check out the fabrics!

Bring in this ad and get 20% off your shopping order, regular priced items only! Coupon ends on June 31st.

Open Mon, Weds, Fri 10-6

Tues. and Thurs 10-8

Sat. 10-5



Tea Pots 2
Hand Applique Class
 Clinton County Arts Council
 St. Johns Michigan

May 23rd, 30th
 June 6th, 20th, and 27th

Learn Hand Applique from the ground up
The tips and tricks to make your applique superb!

Class fee \$65.00 includes book

Fabric Kits available upon request


Instructor: Mary Warner-Stone

**Top 10 Reasons Why I Must Have
 IDT (Built-in Walking Foot):**

10. My quilt pieces don't slip and always line up.
9. My borders never stretch so my quilts are always straight and flat.
8. When doing French Heirloom projects, the sheer batiste never puckers.
7. My curtains are always the same length.
6. My chenille projects are never stretched out of shape.
5. In garment construction, the pieces line up perfectly. The top piece is never longer than the bottom piece.
4. It handles tricot amazingly. The seams are perfect-not stretched.
3. I don't have to put on a big awkward walking foot.
2. I can sew in reverse and still have the benefits of a walking foot.

And the #1 reason why I must have IDT:


1. I can use any decorative foot (appliquefoot, rolled hem foot, braiding foot and piping foot, etc.) and still have the advantages of a walking foot.



**PAFF IDT
 Feed System,
 The Original
 and Still the Best!**

Quilt Expression 4.0


A quilter's dream machine. The Spacious 10" opening makes quilting all of your quilts a breeze. The 222 beautiful Precise 9mm built-in stitches add creativity to your masterpiece. Plus, the Automatic pressor foot lifter, knee lift, thread cutters and low bobbin indicator are must-have features that spoil you.



Plus, Original IDT™.

Mfg. List \$2599
Sale \$2499

**Country
 Stitches**



2200 Coolidge Road • East Lansing
 (517) 351-2416 or 1-800-572-2031

Capital City Quilt Guild Demonstration Schedule

All Demonstrations are free.

Saturday, May 16

- 10:30 am Lee's Lines
Crazy Quilting by Hand
- 11:00 am Kean's
Yo-Yo's
- 11:30 am Pine Tree Quilt Shoppe
X Blocks
- 12:00 pm Elaine's Quilt Shop
12:30 pm Country Stitches
Fun and Done Quilts
- 1:00 pm Quilts Plus, Inc.
Go Green Bag made with
Thermoweb vinyl
- 1:30 pm Quilter's Toy Box
Paintstiks and Photo Transfer Bubble Jet Sheets
- 2:00 pm Around the Block
- 2:30 pm The Quilter's Stitch
Quick and Easy Tote
- 3:00 pm The Quilt House
Easy Striped Table Runner
- 3:30 pm Crocker's Attic
Wool Appliqué
- 4:00 pm Sharon's Quilts and More, Inc.
Binding Demonstration
- 4:30 pm Patterns From the Heart
What to do with multi block panels

Sunday, May 17

- 10:30 am Carol's Quilt Cottage
- 11:00 am Hmong Pan Dau Arts –
Reverse Appliqué
- 11:30 am Rainbow Kids – Teresa Miller
Quilt Smart with Panels
- 12:00 pm Everlasting Stitches
- 12:30 pm Fabric Quilt Scissors – Less than Cathedral
Window and Circle Quilts
- 1:00 pm Scrap Happy - Mary Bajez
Free Cut Piecing
- 1:30 pm Scrap Happy - Ajn Geist
Machine Couching
- 2:00 pm Quilt Things
Photos to Fabric
- 2:30 pm Pattern Central
Watercolor Pencil Technique with Iron-on Transfer Designs
- 3:00 pm Julie Ann's Quilting and More
Shade Cascade Quilt Blocks
- 3:30 pm **Quilt Show Ribbon Winners Announced**

Raffle Quilt - Star Struck

Tickets will be sold at the show for our guild's raffle quilt. Drawing for the quilt will be on September 17, 2009. A picture of the top and the finished quilt, recently completed, is shown below. Click on photo to see larger image.

Thanks goes to the 74 Guild members who made blocks and helped assemble the top. The quilt measures 86" x 108" and is made from 20 different 100% cotton batiks. The pattern is by Judy Martin. Special thanks to Coreen Strzalka for the beautiful machine quilting job.



*~Quilting
is just another
way
to keep a diary.*

YODER DEPARTMENT STORE

300 S. Van Buren St. - Shipshewana, IN
260 - 768 - 4887
www.YoderDepartmentStore.com

Monday - Saturday 8 - 5:30 Closed Sunday

What's Happening at Yoder Department Store During the Shipshewana Quilt Festival?

Wednesday June 24, 2009

Marianne Fons will be at our store to sign books, answer questions, & photo ops after the opening seminar

Thursday June 25, 2009

Penny Haren will give a demo on pieced applique after the School House

Friday June 26, 2009

Shipshewana Backroads Shop Hop
In Store Demos All Day Long

Saturday June 27, 2009

Shipshewana Backroads Shop Hop Continues
Quilt Appraisals by Donna Kooistra
Long Arm Quilting and other demos all day

Shipshewana
Quilt Festival
SHIPSHEWANA, INDIANA
June 24-27, 2009

Don't Worry, BEE Happy Quilting National Quilting Day 2009

National Quilting Day 2009 was a great success. It was easy to BEE Happy Quilting! There were snacks galore, especially chocolate items, and fun fellowship. 71 CCQG members and friends attended the event, including a visitor from Denmark that joined in the fun. Attendees each received several pieces of quilter's candy.


There were 43 BEE blocks entered in the blotto blocks drawing. The blocks were beautiful and very imaginative. We had four winners this year: Bev Wilkinson, Janet Keesler, Brenda Broughan and Deb Martens each won 10 or 11 blotto blocks. All four winners also received 1/2 yard of BEE blotto fabric to go along with their blocks.

The classes put on by Around the Block Quilt Shop were fun and enjoyable. Cathy Norton showed us how to make a rice bag for sore muscles, a flower pin cushion, coasters or hot mats, and potato bags to use to bake potatoes in the microwave.

Door prizes were won by several people. Liz Cardinal, Elaine Hewitt, and Rosemary Nester each won goodie bags purchased from The General Store worth \$10, \$15, and \$25, respectively.

The event would not have been possible without the help of the volunteers that helped put the day together and clean up afterwards. I want to thank my co-chair, Billie Piazza, and also, Jan Babcock, Chris Yelvington, Cathy Stewart, Eileen Gioia, Janet Scott, Pat Johnston, Jean Kaufman, Susan Merkle, Linda Ziegenhagen, and Laura Broughan.

Submitted by Janet Keesler



Fat Chance

Members may enter only one fat quarter (18" x 22") consistent with the color theme for that month and must be present to win! One name will be drawn for each group of 15 fat quarters. The first name drawn will get the extra ones. For ex: up to 29 fat quarters all go to the first name drawn; 30 would be evenly split; and 39 would result in 24 to the first name and 15 to the second. This distribution provides an adequate amount for a variety of items.

Categories for 2009-2010

The theme for this year has been selected by The Quilted Roses Small Group (Shirley Linn, Laura Broughan, Pat Trumble and Brenda Broughan).

Theme: Curl up with your favorite quilt and read a book.

Be sure to keep this list handy when you are out and about at your favorite quilt shop.

- May - • *Alice's Tulips* by • Sandra Dallas - Floral Prints in Spring Colors
- Jun - • *Touching Stars* by • Emilie Richards - Stars
- Jul - • *Arkansas Traveler* by • Earlene Fowler - Modes of Transportation - Trains, Planes, Cars, Boats
- Aug - • *The Persian Pickle Club* by • Sandra Dallas - Paisley Prints in Burgundy or Gold
- Sept - • *The Quilt that Walked to Golden* by • Sandra Dallas - Shades of Gold Tone on Tone
- Oct - • *Fool's Puzzle* by • Earlene Fowler - Think Court Jester Black and White
- Nov - • *Circle of Quilters* By • Jennifer Chiaverini - Circles, Dots, Geometric
- Dec - • *The Christmas Quilt* by • Jennifer Chiaverini - Christmas Fabric - Blues or greens or gold
- Jan - • *Quilter's Apprentice* by • Jennifer Chiaverini - Fabric with sewing notions, scissors, buttons, tape, etc.
- Feb - • *Runaway Quilt* by • Jennifer Chiaverini - Civil War reproductions
- Mar - • *Irish Chain* by • Earlene Fowler - Shamrocks, Celtic Designs in Green
- Apr - • *Round Robin* by • Jennifer Chiaverini - Birds

Custom Embroidered Quilt Labels

SURFSIDE STUDIO

Cathy Eickhorst

39363 S. McKenzie Point Rd,

Drummond Island, MI 49726


9064936444

surfside@alphacomm.net

I will machine embroider your quilt label on your fabric. Just send me a 12 x 12 piece of your backing fabric and I will return to you, a 3 x 5 label that says what you want it to say, in your choice of thread colors. 3 lines of text is \$6.95 (includes return postage to you). Additional lines of text \$2.00 each. You can see sample labels and pick up a form at Everlasting Stitches, or I can email you the form. I am a member of CCQG.



Come Sew With Us



Quilting the Kaye Wood Way

Lecture/Demo/Trunk Show by Kaye Wood

Always something new! You've seen Kaye strip her quilts on TV on *Kaye's Quilting Friends*. Now watch her strip in person. Making quilts can be easier than you think with Kaye's original techniques. Something for everyone—beginner to more advanced. For pointless or pointed people! Lots of ideas for that next project! Learn to eliminate the slow-downs in quiltmaking. Kaye also shares some of the funny things that have happened to her on the road to quilting.

Thursday, May 28, 2009

Applause Banquets and Catering 2728 Birchcrest SE, Grand Rapids, MI 49506

Time: 10 am - 3:30 pm, Ticket Price: \$35.00

(ticket price includes lunch)

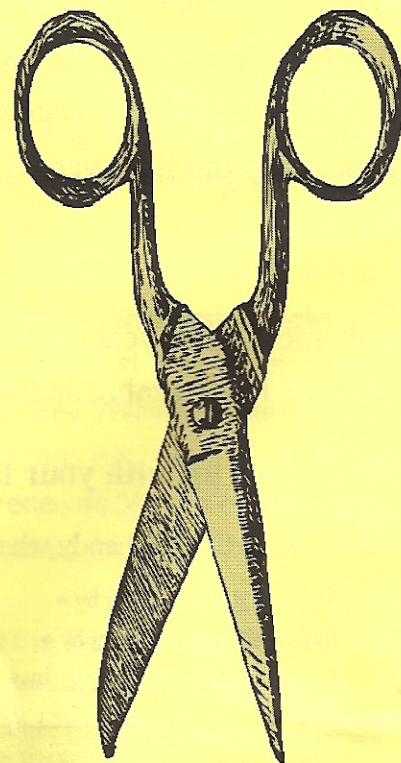


Grand Rapids
3861 Plainfield
(Next to Tony Betten
Ford)
888-363-1911

Wyoming
5316 Clyde Park Suite E
(Behind Amies next to
The Armed Forces)
888-531-4373

Muskegon
1930 Apple Ave
(Quarter Apple Mall)
888-773-8494

Lansing
520 Frandor
(Frandor Mall)
877-333-5250



~ F o r S a l e ~

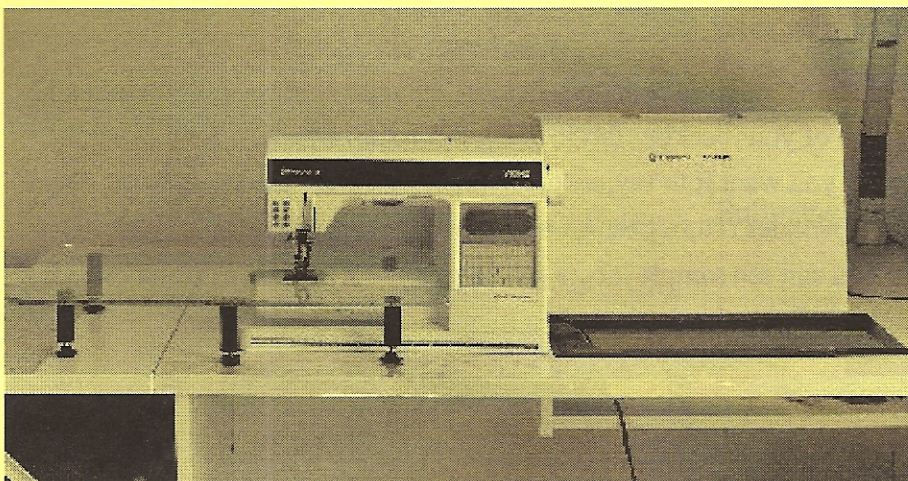
Husqvarna Viking Quilt Designer machine

with sew steady portable table, walking foot, 3 stitch cards plus original guide books and attachments; all in excellent condition, \$950. Sewing table included at no additional cost.

Call 517-669-2567

ask for

Susan or Michael




Will there be a Combined Quilt Show with Lansing Area Patchers?

Some time last year, I was approached by a LAP member about having a joint quilt show between Lansing Area Patchers (LAP) and Capitol City. I brought this up to the Capitol City quilt board for discussion. Some main points that were discussed were the ability to have a larger, more consistent show every year; how to divide the money between the two groups; and the amount of work for our guild members every year. We decided that we would get a small group of people to work on the idea with a group from LAP. That group has still not been formed. The group will probably determine all of the pros and cons and make a presentation to both guilds with a recommendation. Then, at that time, if it is deemed feasible, the idea will be brought to both guilds for a vote from the membership. If you are interested in being part of the group to look at the feasibility of having a joint quilt show with LAP, please let me know.

LAP has a "blog" on their website for people to comment. Here is the link if you are interested. <http://lansingareapatchers.wordpress.com/> Kelly Sattler, our webmaster, is working on getting a similar blog or forum on our website. When it is ready, we will announce it at the guild meeting.

So the answer to the question, "Will there be a combined quilt show with LAP?" is I don't know; it will be up to the members of our guilds.

Thanks,
Coreen



PLAN TO ATTEND

Everlasting Stitches

Holt Michigan

May 28th 6:00pm to close

Book Signing with

Edyta Sitar